



Search Competition... SEARCH



APR 12 2023



Swimming New Zealand



Hawkes Bay Region... Hawkes Bay, New Ze...

4x50m Medley Mixed ... Final

Points Swimmers Files Scoreboard

Session 1 Wed 09:10 AM	Session 2 Wed 05:40 PM	Session 3 Thu 09:10 AM	Session 4 Thu 05:40 PM	Session 5 Fri 09:10 AM	Session 6 Fri LIVE	Session 7 Sat 09:10 AM	Session 8 Sat 05:40 PM
-----------------------------	-----------------------------	-----------------------------	-----------------------------	-----------------------------	--------------------------------	-----------------------------	-----------------------------






















Session 6	Friday 05:40 PM	
18	05:40 PM	200m Backstroke Men Final
19	06:03 PM	200m Backstroke Women ...
20	06:28 PM	400m Individual Medley M...
21	07:04 PM	400m Individual Medley W...
22	08:06 PM	100m Freestyle Men Final
107	08:21 PM	100m Freestyle Men Multi...
23	08:26 PM	100m Freestyle Women Fi...
108	08:41 PM	100m Freestyle Women M...
24	08:46 PM	4x50m Medley Mixed - 15 ...
240	08:56 PM	4x50m Medley Mixed 16 & ...

240 4x50m Medley Mixed 16 & Over Final Official


Entries Heats


Total

Rank	Competitor	Age	Club	RT	FINA	Result
1	Coast Swim... Amber George Jasper Cornish Sam Kenny Zoe Pedersen	18	Coast Swim...	+0.67		1:50.86 Entry: 1:52.77 (- 1.91)
2	North Shore... Hunter Dobson Melissa Cowen Ivan Lu Summer Osborne	18	North Shore ...	+0.60		1:51.40 Entry: 1:52.65 (- 1.25)
3	United Swi... Isabelle Gibson Leo Arrowsmith Hugo Batchelor Eva Allan	18	United Swim...	+0.63		1:51.92 Entry: 1:52.49 (- 0.57)
4	TBSS Centr... Anna McGowan Lanihei Connolly (V) Liam France Harrison Klouwens	18	TBSS Centra...	+0.80		1:52.23 Entry: 1:53.45 (- 1.22)
5	Aquabladz ... Max Cave Monique Wieruszowski Oscar Rust Bella Wansbrough	18	Aquabladz ...	+0.67		1:52.67
6	United Swi... James Crosbie Trelise Dance Grace Baik Jackson Kennard	18	United Swim...	+0.64		1:54.58 Entry: 1:55.67 (- 1.09)
7	Aquagym S... Lucy Ellis Hannah King Eli Wilson Ollie Lutton	18	Aquagym S...	+0.55		1:55.08 Entry: 1:56.97 (- 1.89)

8	 Jasi Swim C...	18	 Jasi Swim C... +0.59	Entry: 1:57.29 (- 2.08)
	Josiane Hill	18	(+0.59) 31.10 31.10	
	Hunter Butler	18	(+0.14) 31.29 1:02.39	
	Maddy Horton	17	(+0.31) 29.08 1:31.47	
	Hugo Wrathall	18	(+0.25) 23.74 1:55.21	
9	 Tasman Swi...	18	 Tasman Swi... +0.63	1:56.27 Entry: 1:57.19 (- 0.92)
	William Seymour	16	(+0.63) 28.23 28.23	
	Mya Ketel	16	(+0.48) 35.30 1:03.53	
	Brooke Swan	16	(+0.09) 27.88 1:31.41	
	Joel Verran	17	(+0.31) 24.86 1:56.27	
10	 Tawa Swim...	18	Tawa Swim... +0.64	1:56.34
	Mia Booth	17	(+0.64) 31.79 31.79	
	Hara Hughes	17	(+6.35) 29.18 1:00.97	
	Hannah Campbell	16	(+0.62) 29.76 1:30.73	
	Ollie Robinson	15	(+0.60) 25.61 1:56.34	
11	 Pirates Swi...	18	Pirates Swim... +0.67	1:57.57
	Ethan Buchanan	17	(+0.67) 28.96 28.96	
	Kate Hurley	15	(+0.44) 34.90 1:03.86	
	Georgina Bell	17	(+0.25) 28.66 1:32.52	
	Sean O'Connor-Close	18	(+0.13) 25.05 1:57.57	
12	 Coast Swim...	18	 Coast Swim... +0.62	1:58.25 Entry: 1:58.70 (- 0.45)
	Savannah-eve Martin	16	(+0.62) 30.14 30.14	
	Kailen Brackebush	17	(+0.13) 32.00 1:02.14	
	Jack Potier	16	(+0.40) 28.77 1:30.91	
	Lily Humphreys	16	(+0.08) 27.34 1:58.25	
13	 Phoenix Aq...	18	 Phoenix Aqu... +0.55	1:58.47 Entry: 1:58.73 (- 0.26)
	Matthew Zheng	16	(+0.55) 29.18 29.18	
	Rebecca Wilkins	18	(+0.03) 33.92 1:03.10	
	Brandon Holder	16	(+0.13) 26.43 1:29.53	
	Doyoun Kim	17	(+0.17) 28.94 1:58.47	
14	 Howick Pak...	18	Howick Paku... +0.58	1:58.75 Entry: 2:02.06 (- 3.31)
	Danielle Asiata	16	(+0.58) 30.35 30.35	
	Eric Yang	15	(+0.25) 34.20 1:04.55	
	Courtney Matthews	17	(+0.23) 29.33 1:33.88	
	Daniel Cieplinski	18	(+0.21) 24.87 1:58.75	
15	 St Paul's Sw...	18	St Paul's Swi... +0.66	1:58.97 Entry: 1:59.15 (- 0.18)
	Sophie Perry	17	(+0.66) 32.12 32.12	
	Jeremy Li	16	(+0.27) 34.06 1:06.18	
	Oliver Mouat	16	(+0.27) 25.30 1:31.48	
	Amelie Austin	16	(+0.24) 27.49 1:58.97	
16	 Nga Tai Tua...	18	 Nga Tai Tuat... +0.63	2:00.42 Entry: 1:58.87 (+ 1.55)
	Thomas White	17	(+0.63) 29.40 29.40	
	Jayden Dickison	14	(+0.38) 35.41 1:04.81	
	Tayla Miles	16	(+0.35) 28.79 1:33.60	
	Brooke Miles	18	(+0.31) 26.82 2:00.42	
17	 Jasi Swim C...	18	 Jasi Swim C... +0.69	2:01.45 Entry: 1:59.75 (+ 1.70)
	Bryn Drummond	17	(+0.69) 30.12 30.12	
	Izzy Parmenter	17	(+0.59) 36.57 1:06.69	
	Hamish Inwood	15	(+0.64) 27.65 1:34.34	
	Charlotte Parmenter	15	(+0.57) 27.11 2:01.45	
18	 Mt Maunga...	18	Mt Maungan... +0.67	2:04.22
	Kasha Stokes	18	(+0.67) 30.67 30.67	
	Flyn Beattie	14	(+4.37) 36.38 1:07.05	
	Braith Swanberg	16	(+0.46) 29.27 1:36.32	
	Keira Allott	18	(+0.36) 27.90 2:04.22	
19	 Selwyn Swi...	18	 Selwyn Swi... +0.63	2:04.31
	Chloe Newbigging	18	(+0.63) 32.22 32.22	
	Harrison Doak	16	(+0.15) 33.86 1:06.08	
	Flynn Grace	15	(+0.09) 28.72 1:34.80	
	Holly Smith	16	(+0.25) 29.51 2:04.31	
20	 Tasman Swi...	18	 Tasman Swi... +0.58	2:11.30 Entry: 2:10.03 (+ 1.27)
	Madeline Seymour	15	(+0.58) 32.96 32.96	

Lucas Bell	13	(+0.43)	39.07	1:12.03
Alexandra Marshall	16	(+0.19)	32.79	1:44.82
Lono Kalani	14	(+0.33)	26.48	2:11.30

0	 Mt Maunga...	18	Mt Maungan...	+0.60	DSQ
	Talitha McEwan		17	(+0.60)	31.80 31.80
	Zaniqua Pratt-Smith		15	(-0.06)	36.83 1:08.63
	Sheldon Hogan		13	(+0.03)	31.79 1:40.42
	Charlie Shivnan		14	(+0.23)	27.97 2:08.39

0	 Parnell Swi...	0	Parnell Swim...	+0.68	1:56.46
	Scarlett Bassett		15	(+0.68)	31.26 31.26
	Maisie Penman		15	(+7.77)	35.24 1:06.50
	Ryan Peck		17	(+0.40)	25.35 1:31.85
	Nathanial Hunt		17	(+0.51)	24.61 1:56.46